

The Crafter's Workshop Project

Butterfly Slimline Card

"Good things will happen"

Products used:



- TCW2318 Slimline Flying Butterflies stencil
- TCW2308 Slimline Clouds stencil
- TCW9064 Turquoise Stencil Butter
- TCW9044 Light & Fluffy Modeling Paste 2oz.
- TCW9057 Poolside ColorSparx® Powders
- TCW9025 Plastic Palette knife
- TCW9051 Watercolor Paper Pack
- TCW2208 Precious Sentiments Clear Stamp set
- TCW9078 Round Brush #8

Supplies needed:

- Paper Trimmer
- Large pan filled with water to drop stencil in.
- Paper Towels
- Heat Tool
- Double Stick Tape & Foam Adhesive dots or squares
- Black Permanent Inkpad (Stazon, Memento...)
- Small scissors for "fussy-cutting"
- Spray Bottle with water
- Sponge applicator
- Small acrylic stamp block



Create a cloud background on Watercolor Paper trimmed to 3 1/4" x 8 1/4" with the Cloud Stencil, White Pearl Stencil Butter and Sponge Applicator. Dab Butter very lightly over the edges of the stencil onto the paper. Create pattern and variations in the cloud background by lifting and moving the stencil to use various sides of the pattern. Cover entire piece of paper with the stenciled cloud pattern. Dry thoroughly with the heat tool. With a wet watercolor brush, create a pale watercolor wash over the clouds. Add more water as needed. Dry thoroughly with the heat tool.



Next create the butterfly background. Mix Light and Fluffy Modeling paste with a tiny bit of Turquoise Stencil Butter with a palette knife. Apply a thin coat of the mixture to the cloud background thru Slimline Stencil Flying Butterflies. Dry with the heat tool. When dry, affix to Slimline card base.



Highlight parts of the butterflies with a watercolor wash using a few sprinkles of Chartreuse and Lime Green ColorSparx® Powders.



Create the sentiment. Using black ink, stamp "Good Things Will Happen" onto a white paper strip, stamp set TCW2208 Precious Sentiments. Affix stamped paper strip to the card with adhesive foam square.

"Out-takes"


Here are a few photos of stuff we fooled around with...



TCW2308 Cloud stencil, White Pearl Butter and Cerulean ColorSparx®



"Bubbled" Turquoise Butter on a white/blue cloud background



Playing with some of our favorite inkpads with a brush applicator